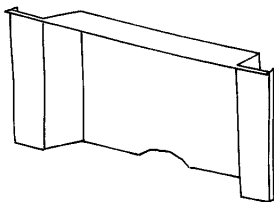


### 1941-48 Passenger Body Parts

#### BITCHIN PRODUCTS Street Rod Firewall and Front Floorboards



Fabricated steel

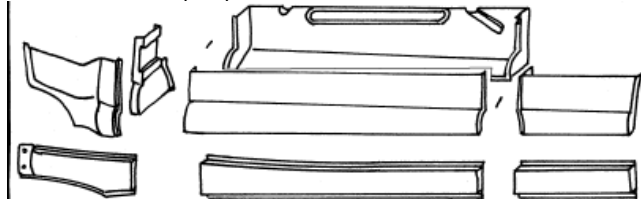
BN-421000	Firewall: Smallblock	375.00	ea
BN-421002	Firewall: Bigblock	375.00	ea
BN-421105	Firewall extension, LH, Convertibles	37.50	ea
BN-421106	Firewall extension, RH, Convertibles	37.50	ea
BN-421004	Floorboard & trans hump Use with original firewalls	300.00	ea
BN-421001	Smallblock floorboard & trans hump	300.00	ea
BN-421003	Bigblock floorboard & trans hump	300.00	ea

#### Stock Front Floorboard Parts

11A-35190	Steering tube to floor seal, Passenger	10.00	ea
19A-35190	Steering tube to floor seal, Mercury	15.00	ea
11A-7001730	Steering tube to floor seal	10.00	ea
91A-35184	Bumpers for brake & clutch pedals	10.00	pr

#### Patch Panels, Steel

Sedan Coupe, Tudor Sedan, and Convertible use 43 1/2" "long door" repair panels. Fordor, Business Coupe, and Sedan Delivery use 35 1/2" "short door" repair panels.



#### Cowl Patch Panels

11A-114-R	Cowl Patch, RH	175.00	ea
11A-114-L	Cowl Patch, LH	190.00	ea

#### Door outer and inner patch kit.

Die stamped, includes inner and outer for one door.

11A-236-IOR	RH, "long door"	190.00	ea
11A-236-IOL	LH, "long door"	190.00	ea
11A-336-IOR	RH, "short door"	190.00	ea
11A-336-IOL	LH, "short door"	190.00	ea

#### Rocker Panel replacement sections

11A-239-FR	Rocker Box, Front, RH	105.00	ea
11A-239-FL	Rocker Box, Front LH	105.00	ea
11A-239-CR	Rocker Box, Center, RH, 43 1/2 "long" door	170.00	ea
11A-239-CL	Rocker Box, Center, LH, 43 1/2 "long" door	170.00	ea
11A-339-CR	Rocker Box, Center, RH, 35 1/2 "short" door	170.00	ea
11A-339-CL	Rocker Box, Center, LH, 35 1/2 "short" door	170.00	ea
11A-239-RR	Rocker Box, Rear, RH, 43 1/2 "long" door	70.00	ea
11A-239-RL	Rocker Box, Rear, LH, 43 1/2 "long" door	70.00	ea
11A-339-RR	Rocker Box, Rear, RH, 35 1/2 "short" door	70.00	ea
11A-339-RL	Rocker Box, Rear, LH, 35 1/2 "short" door	70.00	ea
11A-239	Outer skin only, full length, 43 1/2"	60.00	pr

#### Quarter Patch Panels

11A-250-R	RH, 43 1/2 "long" door	120.00	ea
11A-250-L	LH, 43 1/2 "long" door	120.00	ea
11A-350-R	RH, 35 1/2 "short" door	160.00	ea
11A-350-L	LH, 35 1/2 "short" door	160.00	ea


#### Body Drip Rails

11A-7751700-PR	Rain gutter over doors: Coupe & Sedan	n.a
11A-7050834-PR	Rain Gutter over quarter: Coupes	n.a
11A-7350834-PR	Rain Gutter over quarter: Sedan	n.a

#### 1941-48 Coupe & Sedan Panel Below Deck Lid

Stamped Steel, good quality.

Requires minor reshaping and fitting during installation. 1941-early 1947 panels roll completely under the car and attach to the toolbox or floor and can be used as a full roll style rear pan 1941-48. Late 1947-48 stopped at the bumper apron.



11A-7040320	1941-Early 1947 (full height)	300.00	ea
6A-7040320	1947-48 (half height)	80.00	ea
11A-725250-T	11A-725250-T	130.00	ea

#### BITCHIN PRODUCTS Steel 1941-48 Center Floor Kits

These floor replacement kits extend from the front floorboards to the trunk area. Driveline tunnel has been redesigned for a flatter look. Manufactured in multiple pieces allowing UPS shipping.

BN-421034	1941-48 Coupe, Sedan, Convertible Floor kit	300.00	ea
-----------	---	--------	----

#### Bitchin Products 1941-48 Rear floor repair kits

BN-421084	Trunk repair kit	165.00	kit
BN-421090	Rear seat riser repair kit	250.00	kit


#### 1941 Convertible Body Wood

VWD-41CNV-SEATH	Rear seat heel board	70.00	ea
VWD-41CNV-SEATB	Rear seat hyd cvr wood	90.00	ea

#### 1946-48 Convertible Body Wood

VWD-48CNV-SEAT	Rear seat heel board	60.00	ea
VWD-48CNV-PACK	Package tray wood	60.00	ea

#### 1941-48 Body & Hood Side Trim



#### Hood Side & Cowl Stainless Steel Trim Moldings

6A-16722-B	Hood Side Moldings	170.00	ea
6A-7002328/9-B	Cowl Side Moldings	100.00	pr

#### Front Door Stainless Steel Trim Moldings

6A-7020934/5-B	Tudor, Convertible, Sedan Coupe	175.00	pr
6A-7320934/5-B	5 Window Coupe, 4-Door, Sdn Dly	175.00	pr

#### Rear Quarter Panel Stainless Steel Trim

6A-7029034/5-B	Tudor, Convertible, Sedan Coupe	225.00	pr
6A-7329034/5-B	5 Window Coupe	225.00	pr

#### 1941-48 Body Side Trim Clips & Bolts

11A-20005	1941 Passenger, (61 pcs)	20.00	set
21A-20005	1942-46 Passenger, (56 pcs)	17.50	set
6A-20005	1947-48 Passenger, (56 pcs)	17.50	set

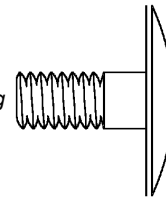
#### 1941-46 Door Window Reveal Trim Clip Sets

11A-20007	Reveal (2 doors, straight), 40 pcs	12.50	set
11A-20008	Reveal (2 doors, curved), 24 pcs	7.50	set
11A-20009	Reveal (4 doors, straight), 62 pcs	17.50	set
11A-20010	Reveal (4 doors, curved), 24 pcs	10.00	set

## Special Hardware

### Rear Wheelwell Fender Studs

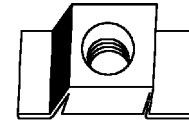
These are the large head studs that weld into the wheelwell for rear fender mounting on 1928-32 Passenger cars and 1932-47 Pickup boxes.



AH-1173	Set of 4	2.50 set
---------	----------	----------

### Cage Nuts

A nut in a sheetmetal cage to weld or braze into the body.



AH-3145-B	1/4-20	1.00 ea
AH-3145	5/16-24	1.00 ea
AH-3145-D	3/8-24	2.50 ea
AH-3145-E	1/2-13	2.50 ea

### Finished prong nuts for exposed wood

Steel prong nuts tapped 5/16-18 and capped with a stainless cover. Set of 10

AH-350967-S23	Any year especially Station Wagon	45.00 ea
---------------	-----------------------------------	----------

### "D" Nuts

These are the special D shaped clinch nuts used extensively on Ford bodies. They are inserted into their hole and the flange is peened down to rivet them into the hole.



AH-1123-A	10-32	0.50 ea
AH-1123	12-24	0.50 ea
AH-1123-B	1/4-20	1.50 ea
AH-1123-D	5/16-24	1.50 ea
AH-1123-C	3/8-24	1.50 ea
AH-1123-E	7/16-20	2.50 ea

### Body Nails

.074 dia x 3/4", .165 dia, Oval head, straight shank

AH-0003-C	100 qty	1.50 ea
AH-0003-5C	500 qty	7.50 ea

.085 dia x 7/8", .165 dia, flat head, twist shank

AH-0004-C	100 qty	1.50 ea
AH-0004-5C	500 qty	7.50 ea

### Body Insulation

HR-700770	Heavy duty foil backed jute 36" x 48"	30.00 ea
-----------	---------------------------------------	----------